

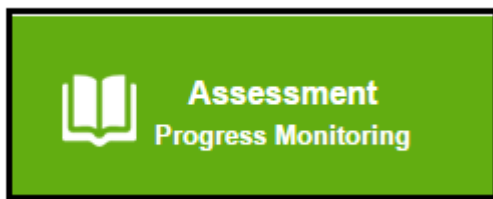
Student Summary Report.

To generate a Student Summary Report:

Log in to <https://cliengage.org>

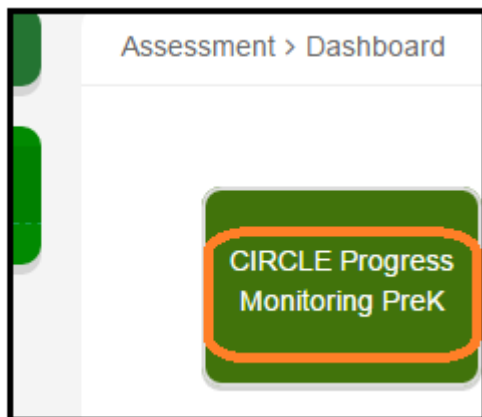
From the dashboard, click on the Assessment button.

1.



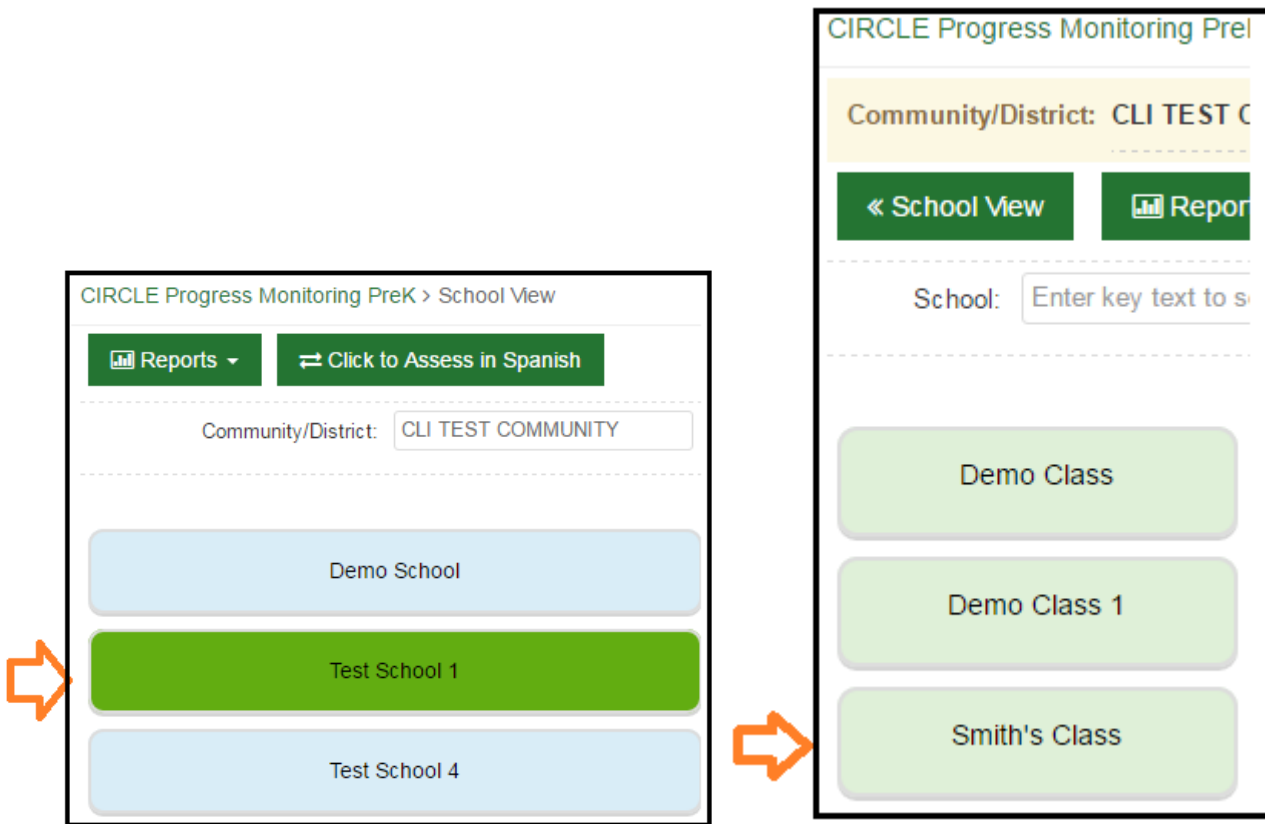
Click on CIRCLE Progress Monitoring.

2.



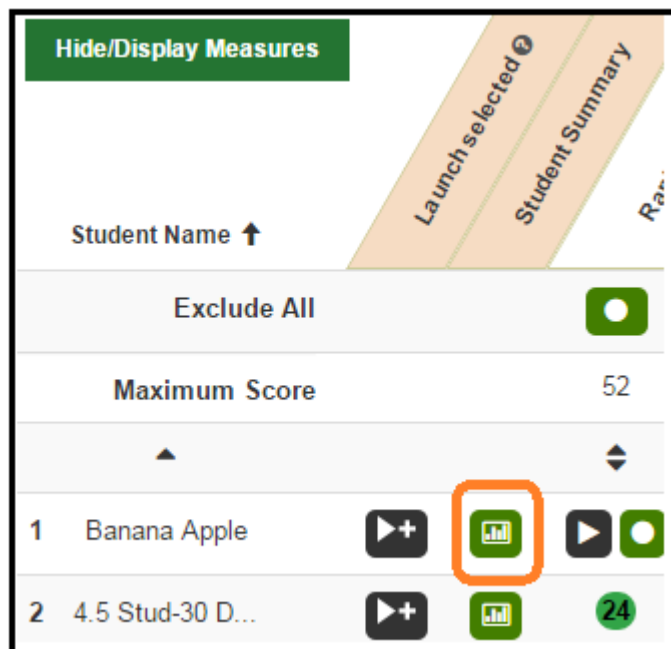
Search for the school or the class.

3.



Once the class roster loads, click on Student Reports (the button that looks like a bar graph).

4.



A window will pop up that allows you to select the Wave (1, 2, or 3) and the measures. Select the Wave and measures to be featured on the Student Report. On this window, you can also select to generate the Student Summary Report for the entire class all at one time. All of the reports will include the measures that were selected.

5.

Student Summary Parent Report Entire Class1 Banana Apple Only

☐ Print Comments1

Wave 1 Wave 2 Wave 3

Rapid Letter N... Rapid Vocabul... ←

Phonological Awareness ☒ Select All Measures

Syllabication Onset-Rime Alliteration Rhyming I ←

Optional PA ☐ Select All Measures

Listening Words in a Sen... Rhyming II

Math ☐ Select All Measures

↓

Rote Counting Shape Naming Number Discri... Number Naming Shape Discri...

Counting Sets Operations

Optional Math ☐ Select All Measures

Scroll down to select whether the reports will be generated in Black and White or Color.

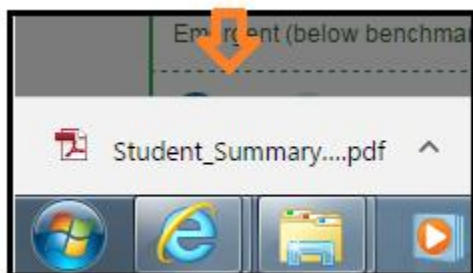
6.

Language and ... Motivation to R...

Scores (B&W) Scores (Color)

The report will download and will pop up at the left corner of the screen in a PDF.


7.



Sample Report

8.

CIRCLE Progress Monitoring PreK
Student Summary



Community: CLI TEST COMMUNITY
 School: Test School 1
 School year: 2016-2017

Assessment Language: English
 Class: Class 1
 Teacher: Adri-Teach-1

Student: 4.5 Stu-01 Demo

Measure		Maximum Score	Wave 1
Rapid Letter Naming		52	51
Rapid Vocabulary 1		55	55
Phonological Awareness	Syllabication	7	7
	Onset-Rime	5	5
	Alliteration	7	7
	Rhyming I	9	9
	Total	28	28
Math	Rote Counting	2	1

or : Proficient (at or above benchmark)

or : Younger than 4 years-old, Developing (below benchmark)

or : 4 years-old and older, Emergent (below benchmark)

or : Out of age range, no benchmarks apply

: Measure has no benchmarks

Light colors : For instructional planning only

* When selecting "Entire Class", summaries for all students in the class will be produced.